Seriously Good Presses

C-Frame Flywheel & Straight Side Presses

Also available C-Frame back geared presses and Straight-Side presses with single and double connecting rod.

SANGIACOMO
Americas presses

Exclusive Distributor for Sangiacomo Presse Italy

4908 Moores Mill Rd. Suite 100, Huntsville, AL 35811 | 256.275.4701 | Fax: 256.275.4704 | info@sangiacomo-presses.com

C-Frame Flywheel Presses from 10-75 tons

	T10 CE	T15 CE	T20 CE	T30 CE	T40 CE	T50 CE	T75 CE
Maximum pressure - Capacity	100 kN	150 kN	200 kN	300 kN	400 kN	500 kN	750 kN
* Stroke per minute	190 s.p.m. | n. 92-230 s.p.m. | n.	165 s.p.m. | n. 88-220 s.p.m. | n.	155 s.p.m. | n. 84-210 s.p.m. | n.	145 s.p.m. | n. 80-200 s.p.m. | n.	145 s.p.m. | n. 76-190 s.p.m. | n.	140 s.p.m. | n. 76-180 s.p.m. | n.	120 s.p.m. | n. 60-130 s.p.m. | n.
Motor power	0,75 kW (1,0 HP)	1,1 kW (1,5 HP)	1,5 kW (2,0 HP)	2,2 kW (3,0 HP)	3 kW (4,0 HP)	4 kW (5,4 HP)	7,5 kW (10,1 HP)
Adjustable stroke	6-40 mm (0,24-1,57 in)	8-60 mm (0,31-2,36 in)	6-60 mm (0,24-2,36 in)	8-76 mm (0,31-2,99 in)	8-78 mm (0,31-2,99 in)	12-110 mm (0,47-4,33 in)	14-140 mm (0,55-5,51 in)
Ram adjustment – Slide adjustment	30 mm (1,18 in)	40 mm (1,57 in)	50 mm (1,97 in)	60 mm (2,36 in)	60 mm (2,36 in)	70 mm (2,76 in)	70 mm (2,76 in)
**Table-ram distance – Die Height	H 210 mm (H 8,27 in)	H 260 mm (H 10,24 in)	H 300 mm (H 11,81 in)	H 350 mm (H 13,78 in)	H 375 mm (H 14,76 in)	H 400 mm (H 15,75 in)	H 450 mm (H 17,72 in)
C-Frame Depth	N 130 mm (N 5,12 in)	N 155 mm (N 6,10 in)	N 155 mm (N 6,10 in)	N 185 mm (N 7,28 in)	N 195 mm (N 7,68 in)	N 230 mm (N 9,06 in)	N 260 mm (N 10,24 in)
Dist. Between Shoulders – Distance between Side Frame or Ineer dimension of frame	0 115 mm (0 4,53 in)	0 160 mm (0 6,30 in)	0 190 mm (0 7,48 in)	0 200 mm (0 7,87 in)	0 240 mm (0 9,45 in)	0 310 mm (0 12,20 in)	0 360 mm (0 14,17 in)
Working table and Bolster plate thickness	L 240 x M 360 (L 9,45 x M 14,17 in)	L 300 x M 400 (L 11,81 x M 15,75 in)	L 300 x M 450 (L 11,81 x M 17,72 in)	L 360 x M 580 (L 14,17 x M 22,83 in)	L 380 x M 650 (L 14,96 x M 25,59 in)	L 440 x M 750 (L 17,32 x M 29,53 in)	L 500 x M 800 (L 19,69 x M 31,50 in)
Height of work-surface – Floor to top of working table	F 820 mm (F 32,28 in)	F 795 mm (F 31,30 in)	F 790 mm (F 31,10 in)	F 800 mm (F 31,50 in)	F 800 mm (F 31,50 in)	F 800 mm (F 31,50 in)	F 850 mm (F 33,46 in)
Table hole Diameter	Ø 60 mm (Ø 2,36 in)	Ø 80 mm (Ø 3,15 in)	Ø 90 mm (Ø 3,54 in)	Ø 110 mm (Ø 4,33 in)	Ø 120 mm (Ø 4,72 in)	Ø 140 mm (Ø 5,51 in)	Ø 180 mm (Ø 7,09 in)
Ram surface – Slide area	R 90 x S 150 mm (R 3,54 x S 5,91 in)	R 104 x S 230 mm (R 4,09 x S 9,06 in)	R 190 x S 278 mm (R 7,48 x S 10,94 in)	R 250 x S 350 mm (R 9,84 x S 13,78 in)	R 250 x S 350 mm (R 9,84 x S 13,78 in)	R 300 x S 450 mm (R 11,81 x S 17,72 in)	R 380 x S 560 mm (R 14,96 x S 22,05 in)
Ram hole diameter – Shank hole diameter	Ø 22x48 mm (Ø 0,87 x 1,89 in)	Ø 25x65 mm (Ø 0,98 x 2,56 in)	Ø 25x65 mm (Ø 0,98 x 2,56 in)	Ø 40x75 mm (Ø 1,57 x 2,95 in)	Ø 40x75 mm (Ø 1,57 x 2,95 in)	Ø 45x75 mm (Ø 1,77 x 2,95 in)	Ø 50x85 mm (Ø 1,97 x 3,35 in)
Net weight	450 kg (1000 lb)	630 kg (1390 lb)	1000 kg (2210 lb)	1800 kg (3970 lb)	2200 kg (4850 lb)	3200 kg (7060 lb)	5200 kg (11470 lb)
Overall dimensions	– B 910 mm (B 35,83 in) C 870 mm (C 34,25 in) A 1650 mm (A 64,96 in) E 590 mm (E 23,23 in) D 670 mm (D 26,38 in)	– B 940 mm (B 37,01 in) C 1050 mm (C 41,34 in) A 1710 mm (A 67,32 in) E 670 mm (E 26,38 in) D 860 mm (D 33,86 in)	– B 1140 mm (B 44,88 in) C 990 mm (C 38,98 in) A 1900 mm (A 74,80 in) E 825 mm (E 32,48 in) D 860 mm (D 33,86 in)	– B 1310 mm (B 51,57 in) C 1040 mm (C 40,95 in) T 2060 mm (T 81,10 in) E 820 mm (E 32,28 in) D 860 mm (D 33,86 in)	– B 1430 mm (B 56,30 in) C 1090 mm (C 42,91 in) T 2110 mm (T 83,07 in) E 760 mm (E 29,92 in) D 972 mm (D 38,27 in)	A 2510 mm (A 98,82 in) B 1580 mm (B 62,20 in) C 1220 mm (C 56,69 in) T 2320 mm (T 91,34 in) E 1000 mm (E 39,37 in) D 1042 mm (D 41,02 in)	A 2790 mm (A 109,84 in) B 1720 mm (B 67,72 in) C 1440 mm (C 56,69 in) T 2580 mm (T 101,57 in) E 1020 mm (E 40,16 in) D 1170 mm (D 46,06 in)

The data in brackets are an approximation of The International System of Units (SI) data.

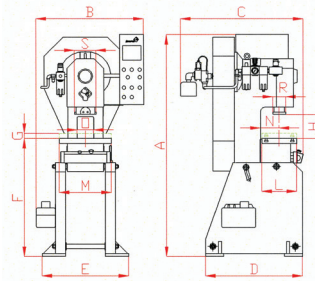

T10 CE
T15 CE

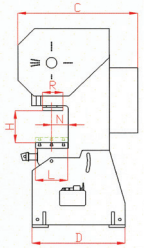

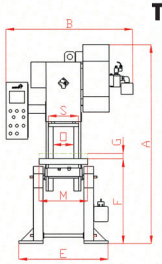

T20 CE

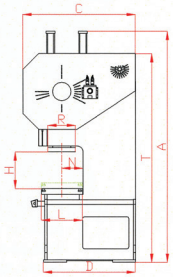

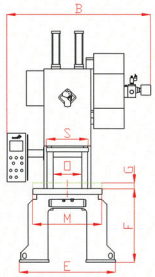

T30 CE
T40 CE
T50 CE
T75 CE

Available other dimensions to the characteristics indicated above

* Variable speed availalbe as option

** Measured at the top dead point with max stroke and ram regulation up

SANGIACOMO Americas presses